

# Appendices

1. Changes to legislation	71
2. Freedom of Information	72
3. Legal information	76
4. Incident and fatality summary	78
5. Publications	78
6. Consultants	80
7. Significant committees	80
8. Overseas visits	83
9. Grants to non-government community organisations	84
10. Guarantee of Service	85
11. Privacy Management Plan	85
12. Number of employees by category and comparison to previous three years	85
13. Senior Executive Service	85
14. Chief Executive performance statement	86
15. Community affairs – Ethnic Affairs Priority Statement	87
16. Equal Employment Opportunity (EEO) statistics	88
17. Property disposal	88
18. Asset acquisition	88
19. Heritage assets	90
20. Waste reduction and purchasing policy	90
21. Energy management	90
22. Contracting and market testing policy	91
23. Research and development	91
24. Account payment performance	92
25. Investment performance	92
26. Debt management performance	93
27. Ministerials	93
28. MSB workers compensation	93
29. Waterways Asset Development and Management Program – grants by locality	93
30. Major aquatic events	96
31. Glossary	97
32. Annual Report availability and costs	98

## 1. CHANGES TO LEGISLATION

Date	Title	Action
26 July 2002	<i>Ports Corporatisation (Staff Director Elections) Regulation 2002</i>	Remake of the 1995 Regulation without substantial alteration
30 August 2002	<i>Ports Corporatisation and Waterways Management Regulation 2002</i>	Remake of the 1995 Regulation without substantial alteration
1 November 2002	<i>Marine Pollution Act 1987</i>	Amendments made by the <i>Marine Legislation Amendment (Marine Pollution) Act 2002</i> including: ~ increases in penalties ~ amending the defences available ~ introducing new offences for persons causing a discharge ~ introducing requirements for certain ships to be insured against marine pollution ~ amendments to certain definitions.
1 November 2002	<i>Ports Corporatisation and Waterways Management Act 1995</i>	Amendment made by the <i>Marine Legislation Amendment (Marine Pollution) Act 2002</i> to make provision for the payment of money recovered for offences
11 November 2002	<i>Commercial Vessels (Certificates of Competency and Safety Manning) Regulations</i>	Amendment to fees
11 November 2002	<i>Commercial Vessels (Load Lines) Regulations</i>	Amendment to fees
11 November 2002	<i>Commercial Vessels (Permits) Regulations</i>	Amendment to fees
11 November 2002	<i>Management of Waters and Waterside Lands Regulations</i>	Amendment to fees
11 November 2002	<i>Water Traffic Regulations</i>	Amendment to fees
29 November 2002	<i>Marine Safety Act</i>	Minor amendments made by the <i>Statute Law (Miscellaneous Provisions) Act 2002</i>
29 November 2002	<i>Ports Corporatisation and Waterways Management Act 1995</i>	Amendments made by the <i>Statute Law (Miscellaneous Provisions) Act 2002</i> to provisions dealing with port charges and other minor amendments
29 November 2002	<i>Marine Pollution Act 1987</i>	Minor amendment made by the <i>Statute Law (Miscellaneous Provisions) Act 2002</i>
24 January 2003	<i>Management of Waters and Waterside Lands Regulations</i>	To amend the regulations to include the failure to obey signs and notices as an offence for which a penalty notice can be issued
19 June 2003	<i>Management of Waters and Waterside Lands Regulations</i>	<i>Maritime Services (Miscellaneous Amendments) Regulation 2003</i> : ~ creates new offences of climbing on or attaching oneself to vessels in navigable waters, assisting someone else to do so, and coming within a specified distance from a naval vessel in navigable waters ~ enables penalty notices to be issued for the new offences and other offences under the regulations.

Date	Title	Action
19 June 2003	<i>Water Traffic Regulations</i>	<i>Maritime Services (Miscellaneous Amendments) Regulation 2003</i> enables penalty notices to be issued for certain offences under the regulations.
27 June 2003	<i>Management of Waters and Waterside Lands Regulations</i>	<i>Management of Waters and Waterside Lands Amendment (Sewage) Regulation 2003</i> repeals Divisions 6 and 7 of Part 2 and the Ninth Schedule of the Regulations.
27 June 2003	<i>Marine Pollution Regulation 2001</i>	Incorporates into the Marine Pollution Regulation the matters previously covered by the Management of Waters and Waterside Lands Regulations, with minor changes, covering the discharge of sewage into navigable waters, the requirement for some vessels to have sewage and grey water holding tanks and the requirement for operators of commercial marinas in Sydney Harbour with regard to waste disposal from vessels. It also incorporates the requirement for certain trading vessels to carry on board an approved oil spill response plan, all equipment, materials and substances required by the plan and for the crew to be trained in accordance with the plan.

### Subordinate Legislation Act

There were no departures from the Authority's obligations under the *Subordinate Legislation Act 1989*.

## 2. FREEDOM OF INFORMATION

### Freedom of Information contact

All Freedom of Information (FOI) matters pertaining to the Waterways Authority are handled by:

The Legal Manager/Freedom of Information Coordinator  
Waterways Authority  
PO Box R228 Royal Exchange  
SYDNEY NSW 1223  
Phone: (02) 9563 8648

The Freedom of Information Coordinator can be contacted between the hours of 8.30am and 4.30pm, Monday to Friday to obtain or inspect copies of documents held by the Authority which are the subject of an FOI application.

### Freedom of Information report

A total of 46 FOI requests were received during the year, five less than the number received during 2001–2002. Four further applications were brought forward into the year and two applications were not completed at 30 June 2003. Statistical details follow.

No major issues arising from FOI requests occurred during the year. There was one complaint to the NSW Ombudsman which resulted in a number of documents (which had initially been determined by the Authority as being exempt) being disclosed to the applicant.

Section A		Personal	Other	Total
<b>FOI Requests</b>				
A1.	New (including transferred in)	6	40	46
A2.	Brought forward	0	4	4
A3.	Total to be processed	6	44	50
A4.	Completed	6	40	46
A5.	Transferred out	0	0	0
A6.	Withdrawn	0	4	4
A7.	Total processed	6	42	48
A8.	Unfinished (carried forward)	0	2	2
<b>Section B</b>				
<b>Result of FOI Requests</b>				
B1.	Granted in full	1	15	16
B2.	Granted in part	3	24	27
B3.	Refused	2	3	5
B4.	Deferred	0	0	0
B5.	Completed	6	42	48
<b>Section C</b>				
C1.	Ministerial Certificates issued	0	0	0
<b>Section D</b>				
D1.	Number of requests requiring formal consultation	1	0	1
<b>Section E</b>				
<b>Result of Amendment Request</b>				
E1.	Result of amendment – agreed	0	0	0
E2.	Result of amendment – refused	0	0	0
<b>E3.</b>	<b>Totals</b>	<b>0</b>	<b>0</b>	<b>0</b>
<b>Section F</b>				
F1.	Number of requests for notation	0	0	0
<b>Section G</b>			<b>Personal</b>	<b>Other</b>
<b>Basis of Disallowing or Restricting Access</b>				
G1.	Section 19 (application incomplete, wrongly directed)		0	1
G2.	Section 22 (3) (deposit not paid)		0	3
G3.	Section 22 (1) (a1) (diversion of resources)		0	1
G4.	Section 25 (1) (a) (exempt)		4	22
G5.	Section 25 (1) (b), (c), (d) (otherwise available)		0	0
G6.	Section 28 (1) (documents not held)		1	0
G7.	Section 24 (2) (deemed refused, over 21 days)		0	0
G8.	Section 31 (4) (released to medical practitioner)		0	0
<b>G9.</b>	<b>Totals</b>		<b>5</b>	<b>27</b>

Section H		Fees Received	Assessed Costs	Costs Received	
H1.	All completed requests	\$1340.00	\$3493.00	\$3073.00	
Section I			Personal	Other	
Discounts Allowed					
I1.	Public interest		0	0	
I2.	Financial hardship (pensioner/child)		0	1	
I3.	Financial hardship (non profit organisation)		0	2	
<b>I4.</b>	<b>Totals</b>		<b>0</b>	<b>3</b>	
I5.	Significant correction of personal records		0	0	
Section J					
Days to Process					
J1.	0 – 21 days		3	32	
J2.	22 – 35 days		2	10	
J3.	Over 35 days		0	1	
<b>J4.</b>	<b>Totals</b>		<b>5</b>	<b>43</b>	
Section K					
Processing Time					
K1.	0 – 10 hours		5	40	
K2.	11 – 20 hours		0	1	
K3.	21 – 40 hours		0	2	
K4.	Over 40 hours		0	0	
<b>K5.</b>	<b>Totals</b>		<b>5</b>	<b>43</b>	
Section L					
Reviews and Appeals					
L1.	Number of internal reviews finalised		0	2	
L2.	Number of Ombudsman's reviews finalised		0	1	
L3.	Number of District Court appeals finalised		0	0	
Grounds of Internal Review Results		Personal		Other	
		Decision Upheld	Decision Varied	Decision Upheld	Decision Varied
L4.	Access refused	0	0	1	1
L5.	Deferred release	0	0	0	0
L6.	Exempt matter	0	0	0	0
L7.	Unreasonable estimate of charges	0	0	0	0
L8.	Changes unreasonably incurred	0	0	0	0
L9.	Amendment refused	0	0	0	0
<b>L10.</b>	<b>Totals</b>	<b>0</b>	<b>0</b>	<b>1</b>	<b>1</b>

## Freedom of Information statistical comparisons

	Personal		Other		Total	
	'01-'02	'02-'03	'01-'02	'02-'03	'01-'02	'02-'03
<b>FOI Requests</b>						
New (including transferred in)	5	6	46	40	51	46
Brought forward (incomplete requests from previous year)	0	0	6	4	6	4
<b>Total to process</b>	<b>5</b>	<b>6</b>	<b>52</b>	<b>44</b>	<b>57</b>	<b>50</b>
Completed	5	6	49	40	54	46
Transferred out	0	0	0	0	0	0
Withdrawn	0	0	5	0	4	0
<b>Total processed</b>	<b>5</b>	<b>6</b>	<b>49</b>	<b>42</b>	<b>54</b>	<b>48</b>
Unfinished (carried forward)	0	0	3	2	3	2

	Personal		Other	
	'01-'02	'02-'03	'01-'02	'02-'03
<b>Results of FOI Requests</b>				
Granted in full	4	1	23	15
Granted in part	1	3	20	24
Refused	0	2	6	3
Deferred	0	0	0	0
<b>Completed</b>	<b>5</b>	<b>6</b>	<b>49</b>	<b>42</b>

	Personal		Other	
	'01-'02	'02-'03	'01-'02	'02-'03
<b>Basis of Disallowing or Restricting Access</b>				
Section 19 (application incomplete, wrongly directed)	0	0	0	1
Section 22 (3) (deposit not paid)	0	0	4	3
Section 22 (1) (a1) (diversion of resources)	0	0	0	1
Section 25 (1) (a) (exempt)	1	4	14	22
Section 25 (1) (b), (c), (d) (otherwise available)	0	0	0	0
Section 28 (1) (documents not held)	1	1	0	0
Section 24 (2) (deemed refused over 21 days)	0	0	1	0
Section 31 (4) (released to medical practitioner)	0	0	0	0
<b>Totals</b>	<b>2</b>	<b>5</b>	<b>19</b>	<b>27</b>

	Personal		Other	
	'01-'02	'02-'03	'01-'02	'02-'03
<b>Days to Process</b>				
0 – 21	4	3	29	32
22 – 35	1	2	10	10
Over 35	0	0	10	1
<b>Totals</b>	<b>5</b>	<b>5</b>	<b>49</b>	<b>43</b>

Hours to Process	Personal		Other	
	'01-'02	'02-'03	'01-'02	'02-'03
0 – 10	3	5	45	20
11 – 20	2	0	3	1
21 – 40	0	0	1	2
Over 40	0	0	0	0
<b>Totals</b>	<b>5</b>	<b>6</b>	<b>49</b>	<b>43</b>

Type of Discount Allowed on Fees Charged	Personal		Other	
	'01-'02	'02-'03	'01-'02	'02-'03
Public interest	1	0	0	0
Financial hardship – pensioner/child	0	0	7	1
Financial hardship – non profit organisation	0	0	0	2
<b>Totals</b>	<b>1</b>	<b>0</b>	<b>7</b>	<b>3</b>
Significant correction of personal records	0	0	0	0

Grounds on which Internal Review Determined	Personal				Other			
	Upheld		Varied		Upheld		Varied	
	'01-'02	'02-'03	'01-'02	'02-'03	'01-'02	'02-'03	'01-'02	'02-'03
Access refused	0	0	0	0	1	1	1	1
Deferred release	0	0	0	0	0	0	0	0
Exempt matter	0	0	0	0	0	0	0	0
Unreasonable estimate of charges	0	0	0	0	0	0	0	0
Charges unreasonably incurred	0	0	0	0	0	0	0	0
Amendment refused	0	0	0	0	0	0	0	0
<b>Totals</b>	<b>0</b>	<b>0</b>	<b>0</b>	<b>0</b>	<b>1</b>	<b>1</b>	<b>1</b>	<b>1</b>

### 3. LEGAL INFORMATION

#### Significant judicial decisions

##### ~ Morrison v Roslyndale Shipping Company and Peacock (MV Sitka) – High Court of Australia

In a prosecution brought in the Land & Environment Court against the master and owner of *MV Sitka* for an oil spill at Lord Howe Island in December 1996, it was accepted by the Court that the defence that exonerated defendants where oil pollution was caused by damage to the ship or its equipment included “wear and tear”. This interpretation of the defence was appealed by the Prosecutor to the Court of Criminal Appeal, which agreed with the interpretation of the Land & Environment Court. The decision of the Court

of Criminal Appeal was appealed by the Prosecutor to the High Court of Australia.

The High Court delivered its judgement on 9 October 2002. It unanimously granted the appeal and set aside the answers given by the Court of Criminal Appeal. While its judgement did not specifically exclude “wear and tear”, it defined “damage” in such a way that “wear and tear” could not be covered by the defence. The decision of the High Court when combined with the *Marine Legislation Amendment (Marine Pollution) Act 2002* means the issue of “wear and tear” has been resolved and the threat to the Government’s ability to fully protect the marine environment, presented by the decisions of the Land and Environment Court and the Court of Criminal Appeal, has been averted.

### ~ Inspector Kalanithy v the Waterways Authority

The Authority currently has a contractual arrangement with an external service provider for the supply, maintenance and repair of navigation aids (navaids) throughout NSW. On 19 January 2000, an employee of the service provider climbed a navaid pole at Wisemans Ferry on the Hawkesbury River to service the solar light at the top. The employee was descending the pole when it snapped at the water line and he fell onto the service vessel sustaining serious head injuries when his head struck a steel platform on the vessel. He later died from those injuries.

The Authority was subsequently prosecuted by the WorkCover Authority of NSW in the Industrial Relations Commission of NSW for an alleged breach of Section 17 of the *Occupational Health & Safety Act 1983*.

The allegation was that the Authority as a controller of non-domestic premises, which had been made available as a place of work to non-employees, failed to ensure that those premises were safe and without risks to health.

The Authority entered a plea of Guilty. In December 2002, the Commission imposed a penalty of \$170,000, which had been discounted following subsequent actions taken by the Authority to ensure no recurrence, the Authority's contrition and the early Guilty plea.

### ~ Rose Bay Marina v the Waterways Authority

A claim was brought against the Authority in the Supreme Court for failure to grant landowner's consent to an extension of the Rose Bay Marina. The matter was decided in favour of the Authority and the marina owner appealed the decision to the Court of Appeal. This appeal was dismissed.

### Prosecutions by the Authority

The Waterways Authority dealt with 81 breaches of the Marine Legislation during the year by way of summons action in various Local and Children's Courts throughout NSW. As a result of summonses issued, six people entered pleas of Not Guilty and these matters proceeded to a defended hearing in which the Authority and the defendant were required to call witnesses to give evidence before the Court in order to establish what had occurred. In relation to these matters convictions were recorded against five defendants and one person was found Not Guilty.

### Current legal action

A claim for damages for delay in completion of the redevelopment of a wharf at Blackwattle Bay has been made by LFC Contracting Pty Limited against the Authority. The dispute is currently in Expert Determination, with the Expert's decision expected in early 2004.

A claim has been brought by the Authority in the Supreme Court against Coal & Allied Industries to recover demolition costs for the Balls Head Wharf. This arises out of a requirement that Coal & Allied remove the structures at the end of the lease between itself and the former Maritime Services Board (MSB).

A claim was brought by the Authority in the Land and Environment Court concerning the granting of landowner's consent to the Titanic Floating Restaurant in Rose Bay. An adverse decision was received and the matter is now on appeal to the Court of Appeal.

A claim was brought in the Supreme Court by Ms Maureen Young, a lessee from the Authority (through the former MSB) of a houseboat in Pearl Bay. The claim is for either a perpetual lease or damages for failure to grant a lease.

There are seven civil jurisdiction cases currently being contested against the Authority in the Supreme Court, the District Court or the Compensation Court of NSW following injuries sustained by an employee (1), waterways users (5) and a security officer (1).

During the year, three appeals were either lodged or decided in the Land and Environment Court against decisions concerning development consent for water-based developments in Sydney Harbour and its tributaries made by the Authority under delegation from the Minister for Transport Services. One of these was upheld. Since 1 July 2000, there have been 19 appeals, of which just three have been upheld.



#### 4. INCIDENT AND FATALITY SUMMARY

	2002 – 2003				2001 – 2002			
	Vessel Type				Vessel Type			
	Rec	Com	Com/Rec	Total	Rec	Com	Com/Rec	Total
Incidents	250	87	41	<b>378</b>	218	98	34	350
Fatalities	19	2	1	<b>22</b>	21	0	0	21
Serious Injuries	37	2	2	<b>41</b>	25	5	0	30
Minor Injuries	72	17	19	<b>108</b>	69	57	5	131

A total of 378 boating incidents were reported to the Authority during 2002–2003. This is 8 per cent above the corresponding 2001–2002 total. Of these reported boating incidents, the large majority involved recreational vessels, for which incidents increased by 15 per cent. However the number of incidents involving commercial vessels decreased by 11 per cent. The Authority also cross-checks on other databases to verify its statistics. There is now a greater awareness amongst the boating community of the requirement under boating regulations for incidents to be reported.

A total of 22 fatalities were recorded during 2002–2003, one more than in the previous year. One triple fatality occurred when three men lost their lives off Kiama after the vessel in which they were travelling capsized during a fishing expedition in adverse weather conditions. Although the men were wearing lifejackets when the incident occurred, these were not all correctly fitted.

Twenty of these fatalities involved recreational vessels, one of the highest number ever recorded for this vessel type. Eighty-eight per cent of fatalities occurred in enclosed waters, while 68 per cent occurred on the South Coast.

There were only six fatalities recorded over the peak boating season from October to March, the lowest on record for this period. Most fatalities were recorded during the winter months of July 2002 (four), August 2002 (three) and June 2003 (four). Capsize was the most commonly reported incident for the year accounting for ten fatalities. Six of the 19 fatalities involved some form of fishing activity, with two fishing fatalities taking place at a bar crossing.

Ninety-five per cent of people killed were not wearing life jackets when the incident occurred.

The incident table also shows that the number of serious injuries has increased. However, the number of minor injuries has decreased, continuing the recent trend in this regard.

#### 5. PUBLICATIONS

More than 100 boating maps, pamphlets, booklets and information publications were published to assist the boating public and regional port users, to facilitate aquatic events and to progress foreshore development applications. All publications are available free of charge unless noted otherwise and many are available on the Internet.

##### Customer and stakeholder newsletter

~ Maritimes – published quarterly as a printed newsletter and mailed to more than 500 people. An electronic version is sent to more than 1000 people who have subscribed on-line.

##### Book

~ Ships and Shores and Trading Ports – the Waterways Authority's Centenary of Federation publication – \$28.00

##### Boating safety and education information

~ Safe Boating Handbook, New South Wales

~ Safety and educational pamphlets entitled:

- Alcohol and Water Don't Mix!
- Aquatic Events, Boaters Guide
- Aquatic Licences
- Be Bright. Think Safety at Night
- Boatcode. Built-in Security for your Boat
- Boatcode Agents
- Boatsmart from the Start – Know when to wear your lifejacket

- Boats 'n' Bars a Safety Guide
- Determining the Length of your Vessel
- Don't Make Waves
- Easy Pay (Telephone Payments)
- Hypothermia
- Keep Your Boat Afloat
- Leave only Water in your Wake
- Mooring Licence Conditions
- Navigation Lights
- Noise Annoys
- Pittwater No Wash Zone
- Proof of Identity
- Safety Equipment Checklist
- Sailboarding in Sydney Harbour
- Ski Safe to be Safe
- Small Craft Safety
- Some People Go Overboard – Overloading Boats
- Take Charge of your Discharge!
- Take Charge of your Discharge on Lake Macquarie
- Traffic Coordination on the Parramatta River
- Traffic Separation and No Wash Zones  
Middle Harbour
- Wash Your Boat

~ Stickers entitled:

- Are you Bar Safe? A Checklist
- Boatsmart from the Start – Know when to wear your lifejacket (sticker and poster)
- Bow Riding
- Cold Water Kills – Prevent Hypothermia from a capsize or swamping
- Drowning is Uncool
- Kids 'n' Boats
- "Maximum Capacity" – Power Boats less than 6 metres
- "Maximum Capacity" – Power Boats 6 metres or more
- "Maximum Capacity" – Power Boats with Flybridges
- "Maximum Capacity" – Inflatable Boats
- Navigation Rules, Warning Signals, Advisory Signs
- Ride Smart – PWC Behaviour
- Safe Boating – Buoyage System
- Safe Boating – Navigation Marks
- Safety Check OK 02–03
- Safety Check Offshore OK 02–03
- Water Ski Hand Signals
- Whale Watching

## Information publications and maps

- ~ Waterways Authority 2001–2002 Annual Report (also available on compact disc)
- ~ Waterways Authority Corporate Plan 2003–2006
- ~ Sydney Harbour Aquatic Events
- ~ NSW Tide Tables 2003–2004
- ~ Waterways Asset Development and Management Program
- ~ Waterways Asset Development and Management Program Application Form
- ~ Waterways Asset Development and Management Program Funding Kit
- ~ Waterproof Boating Maps – Your guide to safe navigation of NSW coastal and inland waterways – 30 different maps – \$5.00 each
- ~ Waterproof Coastal Maps – Your guide to safe offshore navigation – 7 different maps – \$5.00 each
- ~ Rozelle Bay Superyacht Marina
- ~ Superyachts Sydney
- ~ Statement and Summary of Affairs

## Ports and development

- ~ Port of Eden – Port Information Sheets
- ~ Port of Yamba – Port Information Sheets
- ~ Land Owner's Consent Manual

## Videos

- ~ Big Ships – Small Boats – Your guide to safe navigation in busy ports – \$13.00
- ~ Blue Water Safety – Helpful hints on how to avoid trouble when you're boating in the open sea – \$13.00
- ~ Boat Smart – Your guide to the boating traffic rules – \$13.00
- ~ Ride Smart – How to enjoy personal watercraft... the safe way – no charge

## 6. CONSULTANTS

### Consultants equal to or more than \$30,000

Consultant	Expenditure	Project Description
Environmental Sinclair Knight Merz	\$70,118	Remediation of Homebush Bay – specialist technical advice
<b>Total consultancies equal to or more than \$30,000</b>	<b>\$70,118</b>	

### Consultancies less than \$30,000

During the year, 10 other consultancies were engaged in the following areas:

Engineering	\$20,841
Environmental	\$2,000
Landscape architecture	\$9,440
Statistics	\$7,480
Human resources	\$36,688
<b>Total consultancies less than \$30,000 each</b>	<b>\$76,449</b>
<b>Total consultancies</b>	<b>\$146,567</b>

## 7. SIGNIFICANT COMMITTEES

### External

- ~ Accessible Transport Standards Consultative Committee – Marine Modal Sub-committee – *Steve Harop*
- ~ Association of Australian Ports and Marine Authorities Inc. – Council – *Matthew Taylor*, Business Efficiency Group – *John Sturday*
- ~ Australia New Zealand Safe Boating Education Group – *Neil Patchett*
- ~ Australian Maritime Group – *Matthew Taylor*, *John Hickey*
- ~ Botany Bay Coastal Management Committee – *Persephone Rougellis (Chair)*
- ~ Botany Bay Strategy Advisory Committee – *Zenon Michniewicz*
- ~ Botany Bay Studies Unit Interim Steering Committee – *Suzanne Harris*
- ~ Clarence Estuary Management Committee – *Alan Jones*
- ~ Coastal Council of NSW – *Zenon Michniewicz*
- ~ Commercial Vessels Advisory Group – *Keith Caldwell*, *Brett Moore*, *Tony Pengilly*, *Jill Saffron*, *Trevor Williams*
- ~ Department of Infrastructure, Planning and Natural Resources – Sydney Harbour Catchment Management Board – *Zenon Michniewicz*
- ~ Department of Infrastructure, Planning and Natural Resources – Urban Planning & Infrastructure Steering Committee – *Zenon Michniewicz*
- ~ Electronic Chart Display and Information System Committee – *Michael Holland*
- ~ Government Agencies Heritage Forum – *Chris Hughes*
- ~ Inter-agency Riparian Boundaries Working Group – *John Ireland*
- ~ International Association of Ports and Harbors, Legal Protection Committee – *Anthony Morrison*
- ~ Maritime Security Working Group – *Matthew Taylor*
- ~ Ministry of Transport – Disability Action Plan Co-ordination Committee – *Steve Harop*, *Sue Ohanian*
- ~ Ministry of Transport – Safety Coordination Committee – *Matthew Taylor (Chair)*
- ~ National Marine Safety Committee – *Matthew Taylor*, *John Hickey*
- ~ NPWS – Sydney Region Advisory Committee – *Zenon Michniewicz*

- ~ **NPWS – Towra Point Steering Committee**  
– Steve Black, Suzanne Harris
- ~ **NPWS – Little Penguin Recovery Team**  
– Suzanne Harris
- ~ **NSW National Plan Executive Committee**  
– Matthew Taylor (Chair)
- ~ **NSW Premier’s Department – Spokeswomen’s Program Committee of Management** – Nicola Wass
- ~ **NSW Water Safety Taskforce** – John Hickey;  
Education Sub-Committee – Neil Patchett, Catherine Russell; Standards Sub-Committee – Ed Kwanten (Chair), Matthew Jones
- ~ **Parramatta City Council – Parramatta River Mosquito Working Party** – George Gaweda
- ~ **Port of Newcastle South Arm Dredging Steering Committee** – Paul Robinson, Bill Thomson
- ~ **Premier’s Department – Sydney Harbour Executive** – Zenon Michniewicz
- ~ **Premier’s Department – Media and Communications Group** – Neil Patchett
- ~ **Public Information Services Functional Areas Sub Committee** – Neil Patchett
- ~ **State Chamber of Commerce Infrastructure Committee** – Paul Robinson
- ~ **Recreational Vessels Advisory Group**  
– John Hickey, Brett Moore, Christina Newman, Jill Saffron
- ~ **State Stormwater Advisory Committee**  
– Sandy Allan
- ~ **State Mapping Advisory Committee**  
– Dennis Buttigieg
- ~ **State Marine Committee** – Matthew Taylor, John Hickey
- ~ **Survey and Mapping Managers Forum**  
– John Ireland
- ~ **Sydney Ferries Reform Taskforce**  
– Matthew Taylor
- ~ **Sydney Harbour Maritime Forum** – Paul Robinson, Fergus McPherson, Ivan Patrick
- ~ **Sydney Harbour Week Committee** – Neil Patchett
- ~ **Sydney Harbour Week Aquatic Committee**  
– Chris Bolton, Steve Brown, George Gaweda, Neil Patchett, Craig Pearson
- ~ **Transport Services Functional Area Committee**  
– Brett Moore

- ~ **Twofold Bay and Hinterlands Steering Committee**  
– John Sturday, Max Saunders
- ~ **Waterways Authority Council** – Matthew Taylor (Chair), Jill Saffron
- ~ **Williams River Steering Committee** – Brett Moore (Chair), Sandy Allan

## Internal

- ~ **Executive Management Committee** – Matthew Taylor (Chair), John Hickey, Zenon Michniewicz, Brett Moore, Paul Robinson
- ~ **Audit Committee** – Paul Robinson (Chair), John Hickey, Brett Moore, Ken Bywater, Graeme Dunlavye, Zenon Michniewicz, Brian Stanwell
- ~ **Education Committee** – Neil Patchett (Chair), Kim Deluca, Rob Everett, Mitch Holland, Phil Howe, Catherine Russell, Mike Traynor, Gary Wells
- ~ **Foreshores & Waterways Planning and Development Advisory Committee** – Ivan Patrick, Persephone Rougellis, Geoff Smith
- ~ **Information Technology Steering Committee**  
– Paul Robinson (Chair), Ken Bywater, Mark Buckley, Dennis Buttigieg, Rob Colless, Ed Kwanten, Peter Maunder, Brett Moore, Domenic Papa, Neil Patchett, Brian Stanwell, Bill Thomson, Ann Waddington
- ~ **Internet Editorial Review Committee**  
– Neil Patchett (Chair), Kim Deluca, Catherine Russell, Gary Wells, Steve Potter
- ~ **Land Owner’s Consent Assessment Committee**  
– Ivan Patrick (Chair), Maryanne Campanelli, Ruth Frettingham, Tom O’Rourke, Persephone Rougellis, Ian Tait
- ~ **Occupational Health & Safety Workplace Committees:**
  - **Environmental Services** – David Downey (Chair), Leslie Brix-Nielsen, Wayne Cartner, Steve Madeley (employer representatives on a rotating basis), Fred Eckford, David Hales, Alan Lang
  - **Maritime Property and Assets Division**  
– Theo Poullos (Chair), Michael Freeland (employer representative), Suzanne Harris
  - **Operations Division** – Jacqueline Argles (Chair), Leslie Brix-Nielsen (employer representative), Carl Cormack, Jodie Clark, Ken D’Cruz, Deborah Gibb, Lainie Hobby, Scott Kidd, Jake Sietsma, John Thompson, Margaret Wyborn

- **Rozelle Bay** – Ken D’Cruz (Chair), Dennis Buttigieg (employer representative), Jacqueline Argles, Pat Luafalealo, Callum McMahon, Susan Norbom, David Power

- **Vic Brunetti** – ex-officio member of all OH&S committees

~ **Product Management Committee** – Ed Kwanten (Chair), John Hickey, Fran Rein, Neil Patchett, Trevor Williams, Steve Black, Ann Waddington, Tony Pengilly, Mike Traynor

~ **Risk Management Committee** – Paul Robinson (Chair), Vic Brunetti, Mark Buckley, Ken Bywater, Graeme Dunlavy, Michael Freeland, Ed Kwanten, Peter Maunder, Brett Moore, John Sturday, Craig Whitmore

~ **WADAMP Assessment Committee** – Paul Robinson (Chair), Terry Young (Secretary), Peter Maunder, Brett Moore, a Boating Industry Association representative, a Local Government Association representative

~ **Waterways Authority Consultative Committee** – Paul Robinson (Chair), Brett Moore, Sue Ohanian, Peter Woolfenden, Nola Dyball, Roly Webb, Bob Murphy. External union officials – Anne Milson, Mike Fleming, Sean Chaffer and Phil Marchionni

## Waterways Authority Council

### Matthew Taylor

Chairperson

### Marcus Blackmore

Chair, Industry Advisory Committee to the National Marine Safety Committee

### Allan Blake

Managing Director, Blake’s Marine and Co-presenter High Tide Program 2KY

### David Cribb

NSW Chief Executive, Charter Vessel Association

### Ian Kiernan

Chairman, Clean Up Australia

### Ian McAndrew

President, Boating Industry Association of NSW and Managing Director, Australia Marina Management

### Bruce Schumacher

Chairman, Advisory Council on Recreational Fishing and Co-presenter High Tide Program 2KY

### Hugh Shanks

Marina Association of the Boating Industry Association of NSW and Director, Clontarf Marina

## Statutory Port Advisory Committees

The **Eden Port Advisory Committee** has the following local community members:

Jeff Swane (Chair), Al Armstrong, John Aveyard, David Jesson, James Longden and Col Whelan with Barry McDonald (Department of State and Regional Development) and the Authority’s Chief Executive, Matthew Taylor, as ex-officio members and John Sturday as alternate to Matthew Taylor. This committee met six times during the year.

The **Yamba Port Advisory Committee** has the following local community members:

Mike Dougherty (Chair), Len Davis, John Dougherty and Kevin Harris with Frank Hay (Department of State and Regional Development) and the Authority’s Chief Executive, Matthew Taylor, ex-officio members and John Sturday as alternate to Matthew Taylor. This committee met four times during the year.

Members of both Port Advisory Committees are appointed by the Minister for Transport Services.

## Functions of Committees established during the year

~ The Botany Bay Strategy Advisory Committee was established in April 2003 to provide a forum representing three levels of government and the major interest groups of the area to guide the formulation of a Bay-wide strategy and to assist in decision-making.

~ The Commercial Vessels Advisory Group was re-formed in March 2003 as the peak advisory body on commercial boating in NSW waters and meets on a quarterly basis. Its functions are to bring the concerns of the boating industry to the attention of the Authority and to provide two-way communication in relation to the development of commercial vessel procedures and codes of conduct.

~ The Recreational Vessels Advisory Group was re-formed in April 2003 and meets bi-monthly to discuss issues relating to recreational boating of state-wide and/or national significance.

Members include the Boating Industry Association of NSW, the Yachting Association of NSW, the Advisory Council on Recreational Fishing, the NSW Waterski Association, NSW Fisheries, the Volunteer Marine Rescue Council of NSW and the Scuba Clubs Association of NSW.

- ~ The Waterways Authority Council was established in June 2003 as the Authority's new peak advisory group for on-water matters to provide a wide strategic view on maritime issues, including marine safety, the growth of the maritime industry, the development of infrastructure, environmental impacts and other matters related to NSW waterways.

### Committees abolished during the year

- ~ Coastal Management Inter-departmental Committee
- ~ Gay Games Sailing Organisation Committee
- ~ Inter-agency Working Group on Sewage Pollution from Vessels
- ~ Newcastle Port Corporation – Project Newport Steering Committee
- ~ Transport NSW Coordination Committee and various Steering Committees
- ~ Waterways Authority Policy Advisory Group

## 8. OVERSEAS VISITS

- ~ Paul Robinson, General Manager Corporate and Business Services and Richard Morris, Manager, Marine Operations, Rozelle Bay Marina – to Auckland, New Zealand from 8 to 11 September 2002 – to hold discussions with Sensation Yachts in relation to relocating its business to New South Wales.
- ~ Matthew Taylor, Chief Executive – to Dalian, China from 21 to 29 October 2002 – to present to the Eighth International Conference of Port Cities a paper titled "Sydney Harbour – Urban Development in a Working Port" which discussed the interface between city and port usage and development of urban areas.
- ~ Matthew Taylor, Chief Executive – to Dubai, United Arab Emirates from 1 to 6 February 2003 – to attend the Seatrade Middle East Maritime Conference.

- ~ Paul Robinson, General Manager Corporate and Business Services – to Florida, USA from 8 to 15 February 2003 – to attend the International Marina Institute's Sixth Dry Stack Marina Conference to enable the Authority to keep abreast of new developments pertinent to the redevelopment of Rozelle Bay.

- ~ Zenon Michniewicz, General Manager Maritime Property and Assets – to Kyoto, Japan from 16 to 19 March 2003 – to present a paper at the Third World Water Forum in relation to the redevelopment of old port areas with examples in Sydney Harbour.

- ~ Brett Moore, General Manager Operations – to Antwerp, Belgium from 13 to 20 May 2003 – to present the Authority's bid for the Tenth International Conference of Port Cities in 2006 at the International Association of Cities and Ports Annual General Meeting.

The visit by Mr Michniewicz was at no cost to the Authority. Costs for the remaining visits totalled \$48,750.84.

## 9. GRANTS TO NON-GOVERNMENT COMMUNITY ORGANISATIONS

Excluding GST, the following grants were made to the Volunteer Marine Rescue Council of NSW for distribution during 2002 – 2003:

Association	Grant
<b>Total funding made available:</b>	<b>\$622,000</b>
<b>NSW Volunteer Rescue Association (Marine)</b>	<b>\$84,472</b>
~ Replacement of Cat 2 Vessel at Shoalhaven	57,857
~ SARcc refurbishment at Port Macquarie	2,508
~ Base level funding for 10 units	24,107
<b>Australian Volunteer Coast Guard</b>	<b>\$121,834</b>
~ Replacement Cat 2 Vessel at Kingscliff	53,143
~ Replacement Cat 2 Vessel at Bermagui	53,143
~ MRB upgrade at Evans Head	2,795
~ MRB upgrade at Norah Head	4,251
~ MRB upgrade at Terrigal	4,251
~ MRB upgrade at Ku-ring-gai	4,251
<b>Royal Volunteer Coastal Patrol</b>	<b>\$165,694</b>
~ Replacement Cat 2 Vessel at Port Stephens	60,000
~ Replacement Cat 2 Vessel at Broken Bay	60,000
~ Replacement Cat 3 Vessel at Wollongong	28,883
~ SARcc refurbishment at Trial Bay	5,000
~ MRB upgrade at Forster	5,000
~ MRB upgrade at Tuggerah	1,000
~ MRB upgrade at Newcastle	1,000
~ MRB upgrade at Terrey Hills	1,200
~ MRB upgrade at Botany Bay	1,500
~ MRB upgrade at Moruya	1,024
~ MRB upgrade at Eden	1,087
<b>Operational Support Funds provided by the State Government:</b>	<b>\$250,000</b>
NSW Volunteer Rescue Association (Marine)	56,769
Australian Volunteer Coast Guard	81,878
Royal Volunteer Coastal Patrol	111,353

Other grants were provided to:

Port Macquarie Sea Rescue – boatshed and training facility	\$123,500
Royal Volunteer Coastal Patrol – Crowdy Head – upgrade building	\$90,000

Grants to all organisations totalled \$835,500. In addition, the Authority effectively contributed \$93,000 to surf lifesaving clubs, schools and other community activities by not charging for boat registrations, licences, moorings and aquatic licences.

## 10. GUARANTEE OF SERVICE

The Authority sets internal customer service standards in relation to customer transactions, responses to client submissions, and the quality of information and education material provided. Through education, appropriate staffing and the review and refinement of business processes, the Authority is continually reviewing areas for improvement.

## 11. PRIVACY MANAGEMENT PLAN

The Authority has prepared and implemented a Privacy Management Plan in accordance with the requirements of the *Privacy and Personal Information Protection Act 1998* (the Privacy Act). To date the Authority has not

received any complaints in relation to privacy or personal information issues, or allegations that it has contravened the Privacy Act. Consequently, there have not been any Reviews conducted pursuant to Part 5 of the Privacy Act.

The Authority views its responsibilities under the Privacy Act seriously and makes every effort to clearly disclose the following to its customers:

- ~ the uses that will be made of any personal information they provide by way of details on Application Forms and Proof of Identity documents
- ~ the use of personal information as provided for under the Privacy Act.

## 12. NUMBER OF EMPLOYEES BY CATEGORY & COMPARISON TO THE PREVIOUS 3 YEARS

Category	30 June 2000	30 June 2001	30 June 2002	30 June 2003
Senior Executive Service	6	6	5	5
Operations	169	168	178	187
Corporate and Business Services	70	67	68	63
Maritime Property and Assets	28	25	23	31
Policy and Research	13	13	14	12
Ministerial and Executive Unit	0	0	0	4
National Marine Safety Committee Secretariat	3	3	4	3
<b>Total</b>	289	282	292	305

*Staff numbers are shown to the nearest full time equivalent whole number and include casual, temporary and trainee staff. Temporary and casual staff provide supplementary assistance, particularly during the peak boating season from October to March. The Authority maintains traineeships to provide increased opportunities for young job seekers.*

## 13. SENIOR EXECUTIVE SERVICE

Chief and Senior Executive Service Positions at each Level	30 June 2000	30 June 2001	30 June 2002	30 June 2003
8	0	0	0	0
7	0	0	0	0
6	0	0	0	0
5	1	1	1	1
4	0	0	0	0
3	1	1	1	1
2	2	2	2	2
1	2	2	2	2

*There is one current vacant SES position.*

**Number of SES positions filled by women:**

	0	1	1	0
--	---	---	---	---



## 14. CHIEF EXECUTIVE PERFORMANCE STATEMENT

**Name:** Matthew Taylor  
**Position:** Chief Executive  
**Level:** SES Level 5  
**Period in the position:** 1 July 2002 to 30 June 2003  
**Remuneration package:** \$225,500

Accountabilities	Performance for 2002 – 2003
Organisational management	<ul style="list-style-type: none"> <li>~ Improved organisational structure to focus on customer and business issues by, for example, recruiting more on-water Boating Service Officers and more staff to handle development applications</li> <li>~ Increased focus on risk management particularly in regional areas</li> <li>~ Delivered a sound fiscal result</li> <li>~ Encouraged quality programs which have seen significant improvement to client-focused processes such as electronic transaction payments, navigation aid maintenance and branch customer service.</li> </ul>
Waterways safety and environment	<ul style="list-style-type: none"> <li>~ Promoted major safety and education campaigns on topics such as lifejackets, bar crossings and hypothermia to contain or reduce the number of accidents and injuries for the year</li> <li>~ Increased number of Boating Service Officers and patrols resulting in safety compliance rates of 93 per cent</li> <li>~ Implemented further measures such as specific licences and education campaigns to curb irresponsible personal watercraft behaviour</li> <li>~ Released final Plans of Management for Lake Macquarie and Corindi River, a draft Boating Plan for Smiths Lake and an Issues Paper for Sydney Harbour Traffic Management.</li> </ul>
Waterways events management	<ul style="list-style-type: none"> <li>~ Ensured successful management of the Gay Games and other significant aquatic events as well as New Years Eve and Australia Day celebrations.</li> </ul>
Policy implementation	<ul style="list-style-type: none"> <li>~ Created a more strategically focused body, the Waterways Authority Council to assist in policy formulation</li> <li>~ Implemented new legislation to better control sewage pollution from vessels from 1 July 2003</li> <li>~ Participated in many whole-of Government initiatives including, for example, the establishment of a State Government Access Centre at the Authority's Moama office</li> <li>~ Provided \$1.85 million in grants since 1998 to waterway volunteer rescue organisations.</li> </ul>
Infrastructure development	<ul style="list-style-type: none"> <li>~ Provided over \$1.3 million for 40 projects through the Waterways Asset Development and Management Program to improve the State's facilities for recreational boating</li> <li>~ Continued construction of multi-million dollar development projects at King Street Wharf, Walsh Bay and Eden on time and on budget</li> <li>~ Commenced preparatory work for the development of a \$50 million maritime precinct at Rozelle Bay following announcement of successful consortia</li> <li>~ Commenced planning for a \$10 million upgrade of Manly Wharf.</li> </ul>

Accountabilities	Performance for 2002 – 2003
Maritime assets	<ul style="list-style-type: none"> <li>~ Actively progressed initiatives under <i>Sharing Sydney Harbour – Regional Action Plan</i>, particularly the Integrated Land and Water Access Plan</li> <li>~ Progressed planning for new water access facilities at Blackwattle Bay and Homebush Bay West as well as a vessel storage strategy for Sydney Harbour</li> <li>~ Arranged for the shared use of Wharf 6, Circular Quay by the three major charter vessel companies as part of the access strategy for the precinct</li> <li>~ Carried out the first comprehensive aerial video survey of Sydney Harbour and Botany Bay foreshores to assist in identifying non-compliant and excessive structures and assist the development assessment process</li> <li>~ Introduced initiatives to simplify the land owner's consent process and to increase foreshore rentals to market values.</li> </ul>

## 15. COMMUNITY AFFAIRS – ETHNIC AFFAIRS PRIORITY STATEMENT

The Authority's Ethnic Affairs Priority Statement initiatives for 2003–2004 are:

Action	Responsible Authority Officer	Implement by	Performance Indicator
Development of additional CD-ROM training module with multi cultural diversity topics as part of a self learning & self assessment program	Human Resources Manager	March 2004	Second module completed that includes cultural diversity and discrimination topics
Safety information for Port of Newcastle translated into Vietnamese	Regional Manager and Coordinator Hunter Region	April 2004	Translated safety material made available to Vietnamese commercial fishing operators
Revision and translation of rock fishing safety brochure into other languages reflecting the ethnic diversity of rock fishermen in NSW	Policy Manager in conjunction with Water Safety Task Force	June 2004	Education initiative implemented
Translation of key safety messages from the Safe Boating Handbook into three languages for placement on the Authority's Internet site	Manager Public Affairs	April 2004	Key safety messages translated into Chinese, Arabic and Vietnamese and placed on-line

## 16. EQUAL EMPLOYMENT OPPORTUNITY (EEO) STATISTICS

~ Table A. Trends in the Representation of EEO Groups

EEO Group	% of Total Staff				
	Benchmark or Target	2000	2001	2002	2003
Women	50%	35%	34%	36%	37%
Aboriginal people and Torres Strait Islanders	2%	0%	0%	0%	0%
People whose first language was not English	20%	18%	13%	11%	12%
People with a disability	12%	9%	10%	9%	9%
People with a disability requiring work-related adjustment	7%	7%	6%	4%	4%

~ Table B. Trends in the Distribution of EEO Groups

EEO Group	Distribution Index				
	Benchmark or Target	2000	2001	2002	2003
Women	100	75	83	84	83
Aboriginal people and Torres Strait Islanders	100	n/a	n/a	n/a	n/a
People whose first language was not English	100	108	108	111	107
People with a disability	100	74	95	100	95
People with a disability requiring work-related adjustment	100	n/a	n/a	n/a	n/a

### Notes:

1. Staff numbers are as at 30 June.
2. Excludes casual staff
3. A Distribution Index of 100 indicates that the centre of the distribution of the EEO group across salary levels is equivalent to that of other staff. Values less than 100 mean that the EEO group tends to be more concentrated at lower salary levels than is the case for other staff. The more pronounced this tendency is, the lower the index.
4. The Distribution Index has not been calculated (n/a) where EEO group or non-EEO group numbers are less than 20.

## 17. PROPERTY DISPOSAL

During the year, 11 properties were sold or divested for a total of \$250,000. These included sales of wetlands to other government agencies and councils, final payments received for five former pilot or boatmen cottages and a land swap of a small site with Wollongong City Council.

The Chief Executive approved all sales. There were no family or business connections between any purchaser and the Chief Executive. The proceeds of all sales were incorporated into the operating surplus and forwarded as distribution payments to the NSW Treasury. Access to documents relating to the property disposals may be made under the *Freedom of Information Act 1989* and any such applications will be assessed in accordance with the provisions of that Act.

## 18. ASSET ACQUISITION

### Program 1:

Expenditure totalled \$4.96 million on minor capital works acquisitions, including:

- ~ new, upgraded and replacement navigation aids (26 new lights, 20 light upgrades, 13 new beacons, 111 beacon upgrades, 68 new buoys and 27 buoy upgrades)
- ~ 17 patrol vessels and personal watercraft
- ~ refurbishment of seven patrol vessels
- ~ 53 outboard engines
- ~ upgrading SAP software to version 4.6C
- ~ continued implementation of new signage that conforms to international standards as part of an ongoing replacement program

- ~ upgrading network hardware and desktop computers
- ~ continued motor vehicle replacements
- ~ annual provision replacements.

## Program 2:

Asset acquisition expenditure for the year totalled \$17.44 million. Total expenditure was below the 2002–2003 budget of \$19.88 million mainly due to the later than envisaged start to the redevelopment of Pier 2/3 Walsh Bay in the previous year, as well as construction of the cargo storage area for the Port of Eden multi-purpose wharf not yet commencing.

### ~ Completed Works – Major Projects

Project	Description	2002 – 2003 Cost	Total Project Cost	Completion Date
Stockton ferry wharf	Replacement ferry wharf at Newcastle incorporating disabled access	\$1.01M	\$1.09M	June 2003
Land acquisition	Waterfront site along Hannell St Newcastle containing Newcastle Fishermen's Cooperative	\$1.00M	\$1.68M	May 2003
Land acquisition	CBD site near Erskine St required for King St Wharf development	\$0.75M	\$0.75M	June 2003
King St Wharf – maritime works	Two mooring piles for King St Wharf 1	\$0.11M	\$0.11M	December 2002

### ~ Work-in-Progress – Major Projects

Project	Description	2002 – 2003 Cost	Estimated Total Cost	Estimated Date of Completion
Walsh Bay redevelopment	Reconstruction of substructure, roof and walls for Pier 2/3, and government project management	\$12.68M	\$23.25M	December 2004
Eden multi-purpose wharf	Contribution to new wharf and planning for storage area	\$0.99M	\$5.00M	March 2004
Hunter River south arm dredging	Environmental Impact Statement	\$0.28M	\$0.37M	August 2003
Rozelle Bay infrastructure development	Legal and traffic study fees relating to the provision of maritime infrastructure by the Authority and the private sector	\$0.14M	\$6.09M	June 2005

Major operating expenses included:

- ~ work associated with the proposed remediation of Homebush Bay (\$2.08 million)
- ~ maintenance of Sydney Harbour and Newcastle wharves and jetties owned by the Authority (\$1.02 million)
- ~ Goodwood Island Wharf maintenance, Port of Yamba (\$0.56 million)
- ~ completion of the air conditioning upgrade for the Veritas Tower, 207 Kent St Sydney (\$0.39 million).

## 19. HERITAGE ASSETS

The Waterways Authority has a Heritage and Conservation Register for the Sydney Region, which was prepared in accordance with the *Heritage Act 1977*.

The Register classifies 71 wharves, buildings, navigation aids, industrial and aboriginal sites, submerged objects and natural features of Sydney Harbour in accordance with State Heritage inventory database guidelines.

The condition of these heritage assets is generally good. Lessees are responsible for maintaining properties on 99-year leases while the remaining properties are managed by the Authority and administered according to guidelines pending their sale or adaptive re-use. They are managed to a reasonable standard of weatherproofing, fire protection and security and, wherever possible, they are tenanted. At 30 June 2003, all heritage properties managed by the Authority were tenanted.

Investigations continued into the restoration of the sandstone seawall and heritage railing at Dawes Point underneath the Sydney Harbour Bridge. In January 2003, the former Simmons Point Wharf at Balmain, which had rapidly deteriorated, was removed from the Heritage Register and demolished.

The Authority has also assisted the NSW Heritage Office in the preservation of the shipwreck of the *Centurion* which sank in Sydney Harbour in 1887 and the restoration of a rare 19th Century Admiralty anchor found in Blackwattle Bay.

## 20. WASTE REDUCTION AND PURCHASING POLICY

The Authority continued to implement strategies outlined in its Waste Reduction and Purchasing Plan (WRAPP) as follows:

- ~ staff awareness on waste avoidance and recycling was promoted. However requirements for printed material during the year almost doubled and as a result, strategies for waste reduction will need to be reviewed in the coming year
- ~ tendering conditions for contracts requested that tenderers provide detailed strategies for waste reduction and recycling
- ~ the use of recycled plastic materials was trialled in wharf and navigational aid upgrades.

The recycling system at Rozelle Bay was upgraded and continued to provide a high percentage of office paper and cardboard waste sent for recycling. In regional offices, paper and cardboard was recycled wherever a recycling system was available.

During the year, 19.85 tonnes of waste paper and cardboard were collected for recycling. Glass and recyclable plastic bottles were collected from the Rozelle Bay offices and the Superyacht Marina. Plant waste and prunings from Rozelle Bay site were retained on site for mulching.

In the Walsh Bay redevelopment project, hardwood timbers from the rebuilt Pier 6/7 and adjacent Shore Sheds were reused in the restoration of Pier 2/3 and for construction of the foreshore promenade, including fenders, kerbs and seating. Stone was reused for retaining walls at Pottinger St and surplus material has been sold for recycling.

Current initiatives of floor-by-floor recycling of materials, use of both sides of paper, toner cartridge recycling and water conservation at the Kent St building continued throughout the year.

## 21. ENERGY MANAGEMENT

The Authority is committed to sustained energy management principles. Energy for the Rozelle Bay facility and at 207 Kent St continued to be purchased through State Government Contract 777. Six per cent of the electricity consumed was generated from renewable sources.

During the year, the Rozelle Bay facility drew 69 per cent of the total power usage by the Authority. Energy consumption at Rozelle Bay was 7.6 per cent higher than last year. The major load was from air conditioning, particularly cooling during the hot summer. Overall power usage for all of the Authority's offices including Rozelle Bay increased by 6.8 per cent since last year. A proposal to implement further energy saving measures at Rozelle Bay was prepared by the NSW Department of Commerce and will be implemented in the coming year.

As a result of the commissioning of an upgraded air conditioning system which included ozone-friendly refrigerants, energy use for the common areas of 207 Kent St reduced by over 4 per cent for the year. The building was given a SEDA energy rating of 3.46 (average score 3), making it amongst the more energy-efficient buildings in NSW.

The Authority's patrol boats are moving towards four-stroke technology which will reduce oil consumption and environmental impact. The Authority is rationalising its fleet to use smaller, more portable Rigid Inflatable Boats and trailer boats. Smaller motor vehicles are being purchased where possible and the purchase of gas powered vehicles has commenced, saving up to 40 per cent on fuel.

The Waterways Authority continued to install solar powered navigational aids. Of the current 1048 navigation aids with lights throughout the State, 97 per cent are solar powered.

## 22. CONTRACTING AND MARKET TESTING POLICY

During the year the Authority tested the market as follows:

- ~ following expressions of interest, the Authority accepted eight tender proposals for the maritime industry development of Rozelle Bay in February 2003
- ~ following expressions of interest, the Authority awarded a 12-month licence for base management of the Rose Bay seaplane facility
- ~ a panel of five engineering consultants was formed to carry out straight forward construction assessments for proposed waterside structures
- ~ annual maintenance contracts were awarded for the King St and Blackwattle Bay sewage pumpouts for valves, pumps and parts and for monitoring systems
- ~ a request for tender was issued to upgrade the SAP Enterprise Resource Planning system from version 4.5B to version 4.6C, the work being completed in May 2003
- ~ a new security contractor for the Maritime Trade Tower was appointed on a three year contract
- ~ following market testing, the Department of Commerce accepted a two-year contract with EnergyAustralia for energy supply to the Maritime Trade Tower
- ~ a request for tender (RFT) was issued on 5 May 2003 for a Navigation Services Contract involving the supply, maintenance, installation, inspection and testing of lights, beacons and buoys. The RFT is scheduled to close on 1 August 2003

- ~ expressions of interest that were called in December 2002 have resulted in the award of a vehicle novated lease scheme to Custom Fleet Pty Limited as a salary sacrifice arrangement for staff in accordance with the Authority's enterprise agreement.

## 23. RESEARCH AND DEVELOPMENT

An important environmental issue for the Authority is the management and remediation of contaminated marine sediments. For this purpose, a graphical marine sediment database was developed and incorporated into the Authority's GIS system to show the location and status of impacted sediments. The purpose of the database is to provide a long-term record of remediation actions, and allowable activities in the remediated areas or areas of impacted sediments. This information will be taken into account when landowner's consent is being considered for future developments.

## 24. ACCOUNT PAYMENT PERFORMANCE

The Waterways Authority paid more than \$105.6 million to creditors during 2002–2003. No penalty interest payments were made.

### Aged analysis at the end of each quarter

Quarter	Current (within due date) \$000	<30 days overdue \$000	31–60 days overdue \$000	61–90 days overdue \$000	>90 days overdue \$000
September	14,537	3717	206	13	75
December	18,799	3807	201	27	10
March	31,678	8725	171	2	158
June	16,450	6245	116	16	691

### Accounts paid on time within each quarter

Quarter	Total Number of Accounts Paid on Time			Total Amount \$000	% of Amount Paid on Time
	Target %	Actual %	\$000		
September	85%	76.8%	14,537	18,548	78.4%
December	85%	82.4%	18,799	22,844	82.3%
March	85%	86.6%	31,678	40,734	77.8%
June	85%	88.3%	16,450	23,518	70.0%

The Authority achieved a quarter-by-quarter improvement in paying its creditors on time. The result was achieved by contacting some of the larger suppliers and service providers, especially those involved in major maintenance and capital works, and requesting an invoice. Delays in both receiving invoices from remote customer service centres and with contractors providing invoices yet adhering to original settlement terms, along with disputes continue as major management issues.

- ~ bonds against completion of certain stages of major projects (King Street Wharf)
- ~ sundry security deposits from developers, lessees and clients
- ~ progress payments for the Waterways Asset Development and Management Program
- ~ cash backing for the pre – 30 June 1995 workers compensation and dust and diseases provisions
- ~ boating fees received in advance (second and third year of three year licences).

## 25. INVESTMENT PERFORMANCE

Throughout the year the Authority placed funds in four NSW Treasury Corporation Hour-Glass investment facilities – Cash, Cash Plus, Bond Market and Medium Term Growth.

The Authority retains funds for the following purposes:

- ~ pay operating distributions to the NSW Treasury (1 August and 1 December, each year)
- ~ progress payments on major projects (Walsh Bay, Eden, Homebush Bay)
- ~ cash backing for employee entitlements (annual leave, long service leave)

Returns from the individual Hour-Glass investment facilities were:

	Treasury Corporation	Benchmark
Cash Facility	4.85%	4.97%
Cash Plus Facility	4.82%	4.97%
Bond Market Facility	7.60%	7.85%
Medium Term Growth Facility	4.63%	3.51%

## 26. DEBT MANAGEMENT PERFORMANCE

The Waterways Authority's major external debt is for the sub-lease of the Veritas Tower, Maritime Trade Towers, 207 Kent Street Sydney, which is being repaid over 25 years. The 2002–2003 principal payment of \$2.61 million was repaid in March 2003 and the outstanding balance is \$19.56 million.

## 27. MINISTERIALS

Ministerial communication is created through an inquiry or complaint directly to the Minister for Transport Services or through another Member of Parliament. There were 339 items of Ministerial correspondence for the year including input into 65 coordinated items directed to the Transport portfolio.

## 28. MSB WORKERS COMPENSATION

The Waterways Authority has legal liability and responsibility for workers compensation claims stemming from the MSB's self-insurer scheme that existed from 1 July 1989 to 30 June 1995.

The number of payments to providers and weekly benefits to workers decreased during the year to \$220,000 compared with \$240,000 the previous year. The number of open claims reduced from 24 to 21 at 30 June 2003, having a total potential cost estimated at \$1.25 million. A provision of \$1.55 million has been made for current claims which may be lodged in the future.

Since the self-insurer licence was revoked, there have been 41 new claims registered, with \$4.48 million paid in compensation, provider fees and legal costs, while the provision has decreased from \$4.5 million to \$1.55 million. The estimated ultimate cost of the scheme is \$11.81 million.

## 29. WATERWAYS ASSET DEVELOPMENT AND MANAGEMENT PROGRAM (WADAMP) – GRANTS BY LOCALITY

During 2002–2003, a total of 58 applications for WADAMP funding were received. Grants totalling \$1,310,756 were approved to 40 applications as outlined below:

Applicant	Project Name	Total Estimated Cost	WADAMP Grant
<b>Murray/Inland</b>			
Hume Shire Council	Extension of boat ramp, Lake Hume Resort – Lake Hume	\$34,600	\$17,300
Goulburn Murray Water	Upgrade of Majors Creek boat ramp – Lake Mulwala	\$106,500	\$30,372
Shire of Wakool	Barham boat ramp parking facility – Murray River	\$53,000	\$26,500
Leeton Shire Council	Euroley boat ramp, Yanco – Murrumbidgee River	\$12,755	\$6,355
Griffith City Council	Jetty at Lake Wyangan	\$12,000	\$6,000



Applicant	Project Name	Total Estimated Cost	WADAMP Grant
Wentworth Shire Council	Upgrade of Curlwaa boat ramp – Murray River	\$22,000	\$11,000
Wentworth Shire Council	Provision of public moorings at Gol Gol – Murray River	\$21,000	\$10,500
Narrandera Shire Council	Buckingbong Reserve boat ramp, Narrandera – Murrumbidgee River	\$46,717	\$11,629
Moama Water Sports Club	Boat ramp upgrade Torrumbarry weir – Murray River	\$19,405	\$9,703
Murray Shire Council	Murray River houseboat greywater treatment study	\$33,032	\$33,032
	<b>Sub-total</b>	<b>\$361,009</b>	<b>\$162,391</b>
<b>South Coast</b>			
Shoalhaven City Council	Pontoon/jetty – Burrill Lake	\$60,000	\$30,000
Bega Valley Shire Council	Beauty Point boat ramp – stage 1 jetty replacement – Wallaga Lake	\$70,000	\$35,000
Eurobodalla Shire Council	Upgrading of Brierleys ramp, North Head – Moruya	\$33,500	\$15,500
Eurobodalla Shire Council	Improved lighting at Nelligen wharf – Clyde River	\$6,000	\$3,000
Eurobodalla Shire Council	Upgrading of Tuross Lake boat ramp – Tuross Head	\$33,000	\$15,000
	<b>Sub-total</b>	<b>\$202,500</b>	<b>\$98,500</b>
<b>Hunter/Inland</b>			
Grabine Lakeside State Park	Boat ramp at Foggs Crossing – Lake Wyangala	\$62,643	\$31,322
Forbes Parkes Aquatic Club Inc.	Boat ramp upgrade – Bundaburrah Creek, Forbes	\$8,074	\$4,054
Newcastle City Council	North Stockton boat ramp upgrade – stage 1	\$130,000	\$65,000
	<b>Sub-total</b>	<b>\$200,717</b>	<b>\$100,376</b>
<b>North Coast</b>			
Ballina Shire Council	Upgrading of lighting at North Creek Canal boat ramp, West Ballina	\$20,000	\$10,000
Tweed Shire Council	Upgrade to boat ramp, Dry Dock Road, South Tweed Heads	\$44,000	\$22,000
Tweed Shire Council	Upgrade to Lakes Drive boat ramp and jetty, Tweed Heads	\$39,000	\$19,000
Tweed Shire Council	Upgrade to Chinderah boat ramp, Chinderah Bay Drive, Chinderah	\$42,500	\$21,000
Grafton City Council	South Grafton boating facility	\$300,000*	\$100,000*
	<b>Sub-total</b>	<b>\$445,500</b>	<b>\$172,000</b>
<b>Hawkesbury/Broken Bay</b>			
Gosford City Council	Pontoon and boat ramp upgrade Deerubbin Reserve – Hawkesbury River	\$175,000	\$87,500
Hawkesbury River Marina and Brooklyn Estuary Management Group – Hornsby Council	Provision of four courtesy moorings at Brooklyn	\$4,620	\$2,310
Pittwater Council	Regatta Reserve upgrade – Newport	\$30,500	\$15,250
Pittwater Council	Dinghy storage facility at Snappermans Beach Reserve	\$14,000	\$7,000

Applicant	Project Name	Total Estimated Cost	WADAMP Grant
Pittwater Council	Solar lighting – public wharves – western foreshore Pittwater	\$27,000	\$13,500
Halvorsen Boats Pty Ltd	Installation of public pump-out facility	\$99,800	\$10,000
National Parks and Wildlife Service	Public mooring upgrade – Cowan Creek	\$10,000	\$5,000
	<b>Sub-total</b>	<b>\$360,920</b>	<b>\$140,560</b>
<b>Sydney Region</b>			
North Sydney Council Berrys Bay	Dinghy access improvements and dinghy storage –	\$49,200	\$24,600
Leichhardt Council	Boardwalk and dinghy access ramp/pontoon – Rozelle Bay	\$270,000*	\$100,000*
Manly Council	Little Manly boat ramp – reconstruction	\$82,000	\$41,000
National Parks and Wildlife Service	Dinghy storage – Hermit Point, Vaucluse and Taylors Bay, Clifton Gardens	\$22,168	\$11,084
National Parks and Wildlife Service	Hermit Point jetty repair – Vaucluse	\$11,800	\$5,900
Kogarah Council	Claydon Reserve boat ramp renewal – Kogarah Bay	\$140,500	\$67,000
Australian Maritime College	Wash Study Research Project	\$60,000	\$10,000
Sutherland Shire Council	Swallow Rock Reserve boat ramp upgrade – Grays Point, Port Hacking	\$400,000	\$180,000
Sutherland Shire Council	Jannali Reserve boat ramp upgrade – Woronora River	\$37,500	\$18,750
City of Sydney	Public Pontoon – The Andrew (Boy) Charlton Pool	\$357,190	\$178,595
	<b>Sub-total</b>	<b>\$1,430,358</b>	<b>\$636,929</b>
	<b>Total</b>	<b>\$3,001,004</b>	<b>\$1,310,756</b>

*\*Estimated project costs and grant to be confirmed*

## 30. MAJOR AQUATIC EVENTS

### July 2002

- ~ Balmoral Swim Marathon (Sydney Harbour)

### August 2002

- ~ Bridge to Bridge Power Boat Race (Hawkesbury River, Windsor)
- ~ Christian Surfers Australia Boogie Board Event (Wollongong Northern Beaches)
- ~ Maximum Adventure Canoe Race (Shoalhaven River)

### September 2002

- ~ Tweed Bridge to Bridge Water Ski Race (Tweed River)
- ~ Speedboat Spectacular (Hawkesbury River, Windsor)
- ~ Gosford to Lord Howe Island Yacht Race

### October 2002

- ~ Grafton Bridge to Bridge Ski Race (Clarence River, Grafton)
- ~ Sydney Heritage Fleet Sailpast (Sydney Harbour)
- ~ Putt Putt Regatta (Port Hacking)

### November 2002

- ~ World 60-Hour Ski Challenge (Tweed River)
- ~ PWC Racing (Cams Wharf, Lake Macquarie)
- ~ Hawkesbury Canoe Classic (Hawkesbury River, Windsor to Brooklyn)
- ~ 2002 Gay Games (Sydney Harbour)

### December 2002

- ~ Sydney to Hobart Yacht Race (Sydney Harbour)
- ~ New Years Eve (Sydney Harbour)
- ~ Sydney International Sailing Regatta (Sydney Harbour)
- ~ Red Cross Canoe Marathon (Murray River)

### January 2003

- ~ Newcastle Maritime Festival (Newcastle Harbour)
- ~ Blessing of the Fleet (Port Stephens)
- ~ Pittwater to Coffs Harbour Ocean Classic (Pittwater)
- ~ Australia Day Celebrations (Sydney Harbour)
- ~ Australia Day Celebrations (Kogarah Bay)
- ~ Explosive Entertainment Australia Day Fireworks (Wollongong Harbour)

- ~ Shoalhaven Development Board Wake Board Spectacular (Shoalhaven River)
- ~ Rotary Club Aquatic Fun Day (St Georges Basin)
- ~ New Years Day Powerboat Races (Lake Mulwala)

### February 2003

- ~ NSW Game Fishing Association Sailpast (Port Stephens)
- ~ NSW Kiteboard Championships (Fingal Beach, Port Stephens)
- ~ NSW Sailboard Association Regatta (Port Stephens)
- ~ Sporting Frontiers Triathlon (Sydney Harbour)
- ~ Speedboat Spectacular (Kogarah Bay)
- ~ Australian Personal Watercraft Association PWC State Titles (North Wollongong Beach)
- ~ Southern 80 Ski Race (Murray River, Echuca)

### March 2003

- ~ Port Stephens Regatta Club Power Boat Races (Karuah, Port Stephens)
- ~ Surfest (World Class Surfing Competition, Newcastle Beach)
- ~ PWC Races (Cams Wharf, Lake Macquarie)
- ~ Sydney Harbour Swim Classic (Sydney Harbour)
- ~ Sydney Harbour Week Paddle Classic (Sydney Harbour)
- ~ Deek Zimmerman Marathon Swim – Parramatta to Manly (Sydney Harbour)
- ~ PWC Races (Botany Bay)
- ~ Illawarra Yacht Club Water Ski Spectacular (Lake Illawarra)
- ~ ACT Ski Racing Event (Lake Jindabyne)
- ~ Robinvale 80 (Murray River)
- ~ Barefoot Water Ski Races (Tacoma, Tuggerah Lake)

### April 2003

- ~ Forster Ironman Triathlon (Pipers Creek, Wallis Lake)
- ~ Outrigger Race, Coolangatta to Cook Island (NSW) to Southport
- ~ Easter Aquatic Carnival (Manning River)
- ~ Dolphin Festival (Forster)
- ~ Across the Lake Swim (Lake Macquarie)

- ~ National Trailer Boat Fishing Competition (Port Stephens)
- ~ Broken Bay Off Shore Power Boat Race (Broken Bay)
- ~ Ocean Securities Kayak Marathon, Manly to Darling Harbour (Sydney Harbour)
- ~ Botany Bay Classic, Australian Offshore Power Boat Championships (Botany Bay)
- ~ NSW Water Ski Championships (Botany Bay)
- ~ Thundercat Races (Botany Bay)
- ~ Explosive Entertainment Blessing of the Fleet Fireworks (Ulladulla)

#### May 2003

- ~ Port Stephens Outrigger Canoe Races (Port Stephens)
- ~ Triathlon NSW (Port Stephens)
- ~ Bridge to Bridge Power Boat Race (Hawkesbury River, Windsor)
- ~ Kawasaki 100 PWC Race (Botany Bay)
- ~ National Sports Fishing Competition (Sydney Harbour)
- ~ Australian Personal Watercraft Race (Lake Illawarra)
- ~ Maximum Adventure Canoe Race (Lake Conjola)
- ~ Barry Cane Championship Ski Races (Lake Albert)

#### June 2003

- ~ E C Griffith Cup, Australasian Event (Wisemans Ferry)
- ~ Return of "Tribal Warrior" Sailpast (Sydney Harbour)
- ~ PWC Races (Lake Illawarra)

## 31. GLOSSARY

### Definitions

**Bar** – 'bar', 'river bar' and 'coastal bar' describe a ridge or lip of sand, gravel or rock that extends across the mouth of a river or bay and forms an obstacle in terms of reduced water depth and/or breaking waves that impede safe navigation.

**Commercial vessel** – any vessel used in connection with any business or commercial activity, principally for carrying passengers or cargo for hire or reward, or providing service to vessels for reward.

**Hire and Drive** – a business involving the temporary hiring out of a vessel through a hiring agreement or transaction which involves the use of a vessel by the public on specific terms.

**Irregular riding** – driving a PWC in a circle or patten, weaving or diverting, or purposefully surfing down or jumping over or across any swell wave or wash, but does not include any necessary turns and diversions.

**Marine Ministerial Holding Corporation (MMHC)** – entity established under the *Ports Corporatisation and Waterways Management Act* as the legal owner of the assets and liabilities of the former Maritime Services Board of NSW that had not been transferred to either of the Newcastle, Port Kembla or Sydney Ports Corporations or the Waterways Authority, for example the harbour beds of those ports. During 1999–2000 all MMHC assets and liabilities were transferred to the Waterways Authority and on 29 June 2000 the MMHC was dissolved.

**Navigable waters** – all waters that are from time to time capable of navigation and are open or used by the public for navigation, whether upon payment of a fee or otherwise.

**Personal watercraft (PWC)** – a power-driven vessel that has a fully enclosed hull, does not retain water taken on if it capsizes and is designed to be operated by a person standing, sitting astride or kneeling but not seated within the vessel.

**Recreational vessel** – a vessel which is not used for, or in connection with, a commercial purpose.

**Safety compliance** – the level of safe navigation compliance achieved by the recreation and commercial boating public. The compliance rate is calculated as:

$$\frac{\text{number of vessels not issued with infringements and formal warnings}}{\text{number of vessels checked.}}$$

One vessel check could result in multiple infringements or formal warnings issued.

**Wetland** – all land and seabed located below a defined level called the Mean High Water Mark which is 1.48 metres above the zero of the Fort Denison Tide Gauge.

## Acronyms

<b>BSO</b>	Boating Service Officer
<b>CPI</b>	Consumer Price Index
<b>CSO</b>	Customer Service Officer
<b>GIS</b>	Geographic Information System
<b>GPS</b>	Global Positioning System
<b>IGLS</b>	Integrated Graphical Leasing System
<b>MRB</b>	Marine Radio Base
<b>MSB</b>	Maritime Services Board of NSW
<b>NMSC</b>	National Marine Safety Committee
<b>PWC</b>	Personal watercraft
<b>RIB</b>	Rigid Inflatable Boat
<b>SARcc</b>	Search and Rescue coordination centre
<b>SEDA</b>	Sustainable Energy Development Authority
<b>SHOC</b>	Sydney Harbour Operations Centre
<b>SREP</b>	State Regional Environmental Plan
<b>WAC</b>	Waterways Authority Council
<b>WADAMP</b>	Waterways Asset Development and Management Program
<b>WALROS</b>	Waterways Authority Licensing and Registration Online System
<b>WAPAG</b>	Waterways Authority Policy Advisory Group

## 32. ANNUAL REPORT AVAILABILITY AND COSTS

The Annual Report is available in both printed and non-printed formats. The total external cost for producing 250 printed copies and 1000 CD-ROM copies was \$29,111 plus GST. The Annual Report is available on the Authority's Internet site [www.waterways.nsw.gov.au](http://www.waterways.nsw.gov.au).



*There are eight vessels in the Authority's purpose-built harbour cleaning fleet, the largest having a capacity of 28 cubic metres. Rubbish collected in Sydney Harbour is taken to Rozelle Bay where it is transferred to approved waste transfer stations*

# Five Year Performance Indicators

	'98 – '99	'99 – '00	'00 – '01	'01 – '02	'02 – '03
<b>Financial</b>					
Total assets (\$M)	49.6	497.1*	515.1	534.1	<b>600.0</b>
Net surplus (\$M)	-0.57	4.48	-2.16	45.37	<b>35.63</b>
Distribution to State Government (\$M)	0	3.0	21.5	38.75	<b>17.16</b>
Capital works expenditure (\$M)	4.4	7.8	12.2	9.1	<b>22.4</b>
Average revenue per employee (\$000)	175	191	405	424	<b>373</b>
<b>Outputs</b>					
General (non PWC) boating licences	361,294	374,235	387,567	409,254	<b>414,825</b>
PWC boating licences	22,100	29,005	35,113	35,997	<b>34,724</b>
Non PWC registered recreational vessels	160,736	165,977	171,457	176,716	<b>183,621</b>
PWC registrations	7338	7969	8378	7509	<b>7099</b>
Aquatic licences issued	700	650	612	535	<b>561</b>
Environmental assessments for mooring and aquatic licences	n.a	2821	2838	3286	<b>2638</b>
Educational seminars presented	485	496	447	497	<b>401</b>
Solar navigation aids	949	1005	1020	1032	<b>1017</b>
Volume of waste recovered from Sydney Harbour (m <sup>3</sup> )	4093	3376	3508	3898	<b>3567</b>
Land owner's consent applications finalised	97	131	77	70	<b>62</b>
Foreshore development applications finalised	92	116	78	41	<b>36</b>
Projects offered WADAMP grant funds	30	30	25	31	<b>40</b>
<b>Outcomes</b>					
Boating incidents reported	374	376	345	350	<b>378</b>
Fatalities	13	19	19	21	<b>22</b>
Serious injuries	59	43	32	30	<b>41</b>
Minor injuries	113	144	137	131	<b>108</b>
Fatalities per 100,000 total registered vessels	7.5	11.0	10.2	11.0	<b>11.3</b>
Safety compliance rate:					
~ recreational vessels (%)	93.4	93.4	92.7	94.0	<b>93.1</b>
~ commercial vessels (%)	93.5	95.5	92.6	94.5	<b>94.1</b>
Complaints received on Waterways Infoline (%)	0.6	0.3	0.3	0.5	<b>0.5</b>
Major foreshore redevelopments announced	2	2	3	1	<b>2</b>
Trade through Eden and Yamba ('000 tonnes)	645	881	805	817	<b>764</b>
MSB residual workers compensation exposure (\$M)	2.71	2.45	1.84	1.42	<b>1.25</b>
<b>Staff</b>					
Full time equivalent staff at 30 June	255	289	282	292	<b>305</b>
% of women staff (including casuals)	39.0	38.0	36.7	39.3	<b>40.8</b>
Hours lost due to industrial disputes	0	0	0	0	<b>0</b>
Average days lost due to sick leave or accidents	5.0	5.3	6.7	6.9	<b>6.6</b>

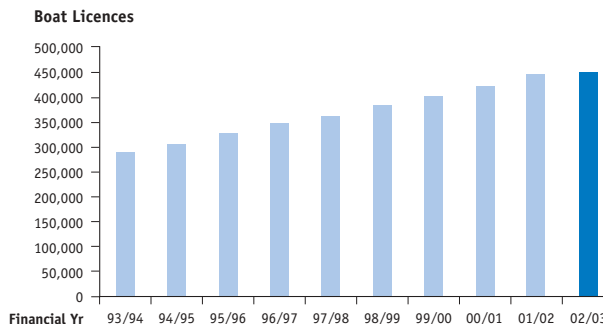
\* Assets of the Marine Ministerial Holding Corporation added to the Waterways Authority (see Appendix 31 – Glossary)

# Ten Year Customer Trends

## RECREATIONAL BOATING

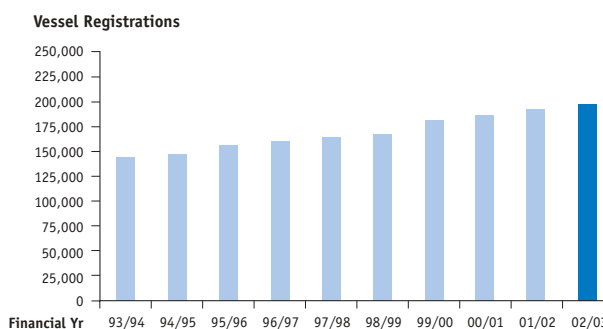
### Boat Licences

Licences have increased by 1.0 per cent to 449,549 at 30 June 2003. General boating licences increased by 1.4 per cent, however personal watercraft licences, which account for 7.7 per cent (35,997) of all licences, dropped by 3.5 per cent during the year. There has been a 53.7 per cent increase in all licences since 1993–1994.



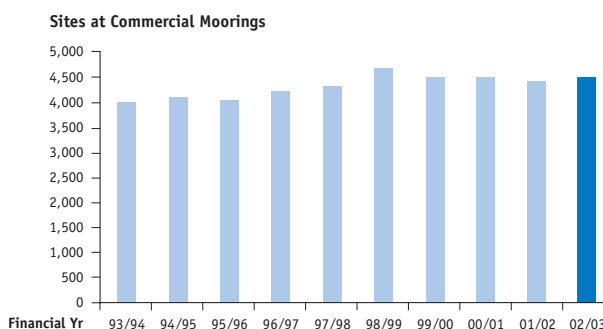
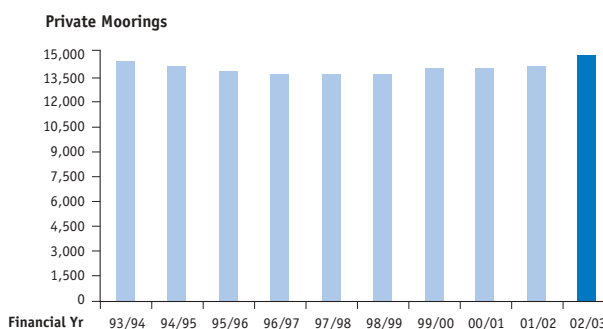
### Vessel Registrations

Recreational vessel registrations have increased by 3.5 per cent to 190,720 at 30 June 2003. General boating registrations increased by 3.9 per cent, however personal watercraft registrations, which account for 3.7 per cent of all registrations, dropped by 5.5 per cent during the year. There has been a 31.7 per cent increase in all registrations since 1993–1994.



### Moorings

Total mooring sites have remained relatively stable for the past ten years. The number of private moorings (14,650) increased by 3.5 per cent during the year, while sites at commercial moorings (4502) for which there are 1105 locations have remained essentially constant.

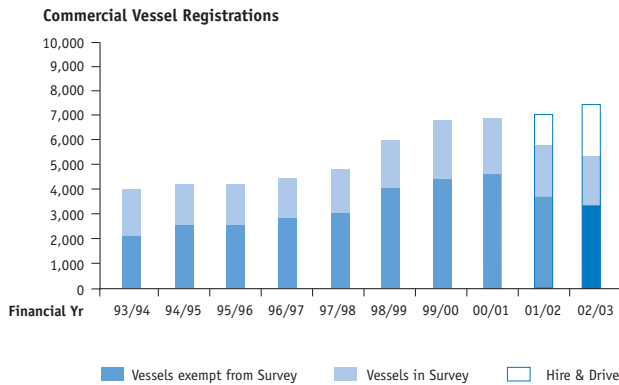


## COMMERCIAL VESSELS

### Commercial Vessel Registrations

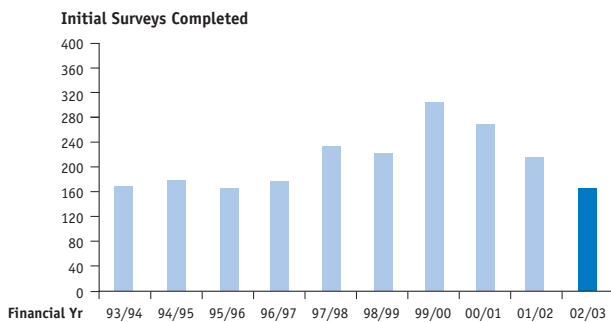
Commercial vessels include tourist and charter boats, fishing vessels, working boats, ferries, water taxis and any other vessel used for commercial purposes. A separate Hire & Drive licence was introduced in February 2002.

Registered commercial vessels are either in survey or exempt from survey. Those exempt from survey includes estuarine fishing vessels and work boats, sailing school vessels and restricted sea going fishing vessels less than 7.5 metres in length. Vessels in survey (2044) decreased slightly while those exempt from survey (3279) decreased substantially as Hire & Drive vessels were previously included in this category. Hire & Drive vessels increased by 68.2 per cent to 2108, as a result of more operators being registered, taking the total number of vessels in all three categories to 7431 for the year.



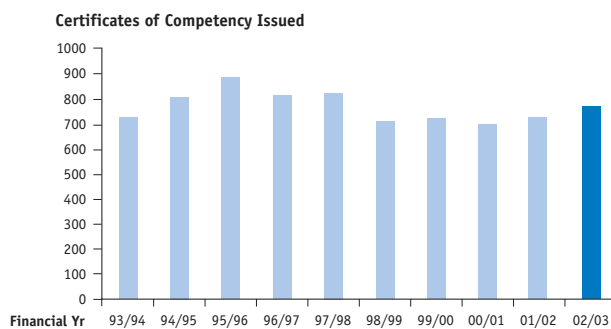
### Initial Surveys Completed

After a progressive increase in the number of initial surveys completed up to 1999–2000, the recent drop down to 165 reflects a taxation ruling that has impacted upon new Hire and Drive operators and the decrease in tourism levels since the Sydney 2000 Olympic Games.



### Marine Certification

The number of people obtaining a Certificate of Competency increased to 771 during the year.



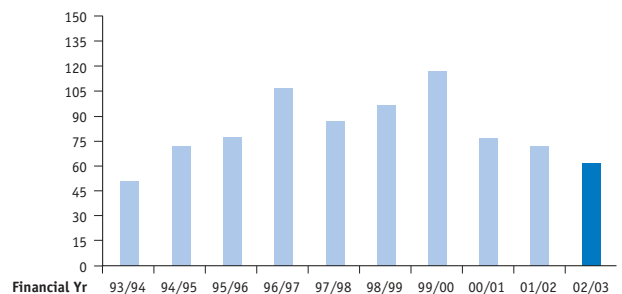


## MARITIME PROPERTY AND ASSETS

### Applications for Land Owner's Consent

Applications for waterfront development, which come under Part 4 of the *Environmental Planning and Assessment Act (EP&A Act)*, generally reflect cyclical changes in the real estate market and building industry activity. The number of applications finalised reduced from 70 last year to 62 this year. The reduction also reflects acceptance by foreshore developers of the Authority's policy to promote the shared use of facilities on its land.

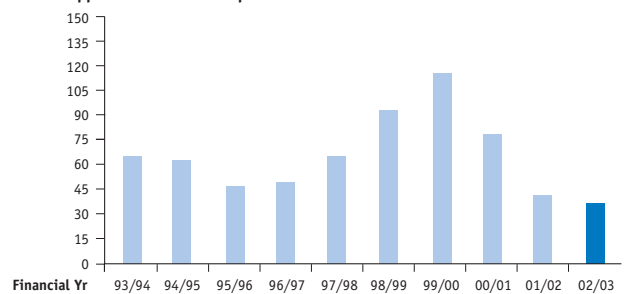
Applications for Land Owner's Consent Finalised



### Applications for Development Consent

The number of development consent applications assessed and finalised during the year dropped by 13.9 per cent to 36. Developments are assessed under Part 4 and Part 5 of the EP&A Act. Part 5 applications apply to designated areas not covered by Sydney Regional Environmental Plans Nos. 22 and 23, such as the port areas of Sydney Harbour, Blackwattle and Rozelle Bays and the Lane Cove River. Development consent applications are assessed by the Foreshores and Waterways Planning and Development Advisory Committee.

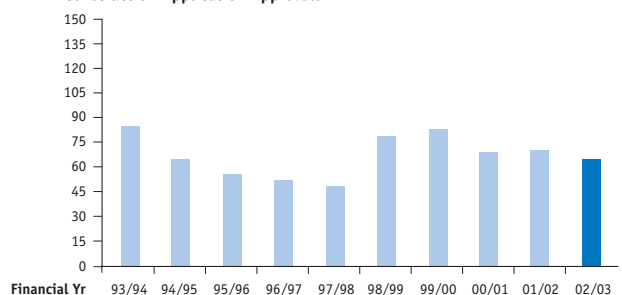
Applications for Development Consent Finalised



### Construction Application Approvals

In the third stage of the approval process, a landowner of waterfront property adjoining the bed of waterways owned by the Waterways Authority must obtain the approval of the Authority before constructing over the water. The number of construction applications approved decreased by six to 64 during the year.

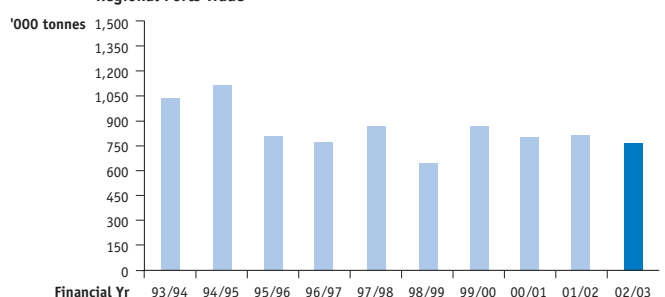
Construction Application Approvals



### Trade through Regional Ports

Trade totalled 764,348 mass tonnes during 2002–2003. Over 97.6 per cent of this total comprised woodchip exports from Eden principally to Japan. Trade dropped by 6.4 per cent during the year, due to both a small reduction in woodchip exports and the cessation of petroleum product imports by vessel to Eden in August 2002.

Regional Ports Trade



# Offices & Customer Service Centres

Office	Address	Phone/Fax	Opening Times
<b>SYDNEY REGION</b>			
<b>Rozelle Bay</b>	James Craig Road Rozelle Bay 2039 PO Box R228 Royal Exchange Sydney 1223	Ph: (02) 9563 8511 Fx: (02) 9563 8522	Monday – Friday 8.30am – 4.30pm
<b>Liverpool</b>	Shop 3 50 Macquarie Street Liverpool 2170	Ph: (02) 9601 2060 Fx: (02) 9601 2720	Monday – Friday 8.30am – 4.30pm
<b>Sutherland</b>	Suite 44 – 46 61 – 65 Glencoe Street Sutherland 2232 (access via Stapleton Ave)	Ph: (02) 9545 4422 Fx: (02) 9545 3648	Monday – Friday 8.30am – 4.30pm First Saturday of each month 8.30am – 12.00pm
<b>Sydney</b>	Level 6 Veritas House Maritime Trade Towers 207 Kent Street, Sydney 2000	Ph: (02) 9241 6307 Fx: (02) 9241 3663	Monday – Friday 8.30am – 4.30pm
<b>HAWKESBURY/BROKEN BAY REGION</b>			
<b>Hornsby</b>	4 Bridge Road Hornsby 2077	Ph: (02) 9477 6600 Fx: (02) 9477 3418	Monday – Friday 8.30am – 4.30pm
<b>Blacktown</b>	Unit 5 18 Third Avenue Cnr Third & Prince Street Blacktown 2148	Ph: (02) 9831 7200 Fx: (02) 9831 7074	Monday – Friday 8.30am – 4.30pm Last Saturday of each month 8.00am – 11.30am
<b>Gosford</b>	131 Donnison Street Gosford 2250	Ph: (02) 4323 7171 Fx: (02) 4323 7174	Monday – Friday 8.00am – 4.30pm
<b>Pittwater</b>	The Quays Marina 1856 Pittwater Road Church Point 2105	Ph: (02) 9979 8055 Fx: (02) 9997 6628	Friday 8.30am – 12.30pm 1.30pm – 4.30pm Saturday 8.30am – 12.30pm
<b>NORTH COAST REGION</b>			
<b>Coffs Harbour</b>	36 Marina Drive Coffs Harbour Jetty Coffs Harbour 2450	Ph: (02) 6651 3400 Fx: (02) 6651 3529	Monday – Friday 8.30am – 4.30pm
<b>Ballina</b>	Shop 6 Ballina Boulevard 70 River Street Ballina 2478	Ph: (02) 6686 4180 Fx: (02) 6686 7612	Monday, Thursday & Friday 8.30am – 12.30pm 1.30pm – 4.30pm

Office	Address	Phone/Fax	Opening Times
<b>NORTH COAST REGION cont...</b>			
<b>Forster</b>	Shop 1 16 Little Street Forster 2428	Ph: (02) 6554 6004 Fx: (02) 6555 6114	Monday, Thursday & Friday 8.30am – 12.30pm 1.30pm – 4.30pm Also Tuesday & Wednesday October – April
<b>Port Macquarie</b>	Shop 1 Cnr Uralla & Merrigal Roads Port Macquarie 2444	Ph: (02) 6583 1007 Fx: (02) 6583 1566	Monday, Thursday & Friday 8.30am – 12.30pm 1.30pm – 4.30pm Also Tuesday & Wednesday October – April
<b>South West Rocks</b>	Shop 1 1 Livingstone Street South West Rocks 2431	Ph: (02) 6566 7204 Fx: (02) 6566 7208	Monday, Thursday & Friday 8.30am – 12.30pm 1.30pm – 4.30pm
<b>Tweed Heads</b>	Shop 8 Tweed City Arcade 69 Wharf Street Tweed Heads 2485	Ph: (07) 5536 1001 Fx: (07) 5536 8295	Monday, Thursday & Friday 8.30am – 12.30pm 1.30pm – 4.30pm
<b>Yamba</b>	Shop 1 Yamba Marina Yamba 2464	Ph: (02) 6646 1852 Fx: (02) 6646 9270	Monday, Thursday & Friday 8.30am – 12.30pm 1.30pm – 4.30pm
<b>HUNTER/INLAND REGION</b>			
<b>Newcastle</b>	8 Cowper Street South Carrington 2294	Ph: (02) 4940 0198 Fx: (02) 4940 0995	Monday – Friday 8.30am – 4.30pm
<b>Dubbo</b>	Shop 2 43 Macquarie Street Dubbo 2830	Ph: (02) 6884 5355 Fx: (02) 6884 5357	Monday, Thursday & Friday 8.30am – 12.30pm 1.30pm – 4.30pm
<b>Port Stephens</b>	12 Teramby Road Nelson Bay 2315	Ph: (02) 4984 2133 Fx: (02) 4984 2401	Monday to Friday 8.30am – 12.30pm 1.30pm – 4.30pm
<b>Tamworth</b>	Shop 16, Tamworth Arcade Peel Street Tamworth 2340	Ph: (02) 6766 9839 Fx: (02) 6766 9845	Monday, Thursday & Friday 8.30am – 12.30pm 1.30pm – 4.30pm
<b>Tea Gardens</b>	Marine Drive Tea Gardens 2324	Ph: (02) 4997 1836 Fx: (02) 4984 2401	Friday 10.00am – 2.00pm April – October Saturday 9.00am – 12 noon October – April

Office	Address	Phone/Fax	Opening Times
<b>SOUTH COAST REGION</b>			
<b>Wollongong</b>	Unit 5 Cnr Kembla & Beach Streets Wollongong 2500	Ph: (02) 4227 3644 Fx: (02) 4226 1452	Monday – Friday 8.30am – 4.30pm
<b>Batemans Bay</b>	7 Corrigan Crescent Batehaven 2536	Ph: (02) 4472 6600 Fx: (02) 4472 6042	Monday, Thursday & Friday 8.30am – 12.30pm 1.30pm – 4.30pm
<b>Bomaderry</b>	Shop 1 31 Meroo Street Bomaderry 2541	Ph: (02) 4421 4880 Fx: (02) 4421 0353	Monday, Thursday & Friday 8.30am – 12pm 1.00pm – 4.30pm Also Tuesday November – April
<b>Eden</b>	Main Jetty Snug Cove Eden 2551	Ph: (02) 6496 4600 Fx: (02) 6496 4611	Friday 8.30am – 12.30pm 1.30pm – 4.30pm Also Monday October – April
<b>Narooma</b>	95 Campbell Street Narooma 2546	Ph: (02) 4476 2006 Fx: (02) 4476 1092	Friday 8.30am – 12.30pm 1.30pm – 4.30pm
<b>Queanbeyan</b>	Shop 1 1 Buttle Street Queanbeyan 2620	Ph: (02) 6297 4985 Fx: (02) 6299 2679	Thursday & Friday 8.30am – 12.30pm 1.30pm – 4.30pm Also Monday November – April
<b>MURRAY/INLAND REGION</b>			
<b>Albury</b>	440 Swift Street Albury 2640	Ph: (02) 6021 7188 Fx: (02) 6041 2668	Monday – Friday 8.30am – 4.30pm
<b>Griffith</b>	Government Offices 104 – 110 Banna Avenue Griffith 2680	Ph: (02) 6964 0147 Fx: (02) 6964 0148	Friday 8.30am – 12.30pm 1.30pm – 4.30pm Also Thursday November – April
<b>Mildura</b>	159A Eighth Street Mildura 3500	Ph: (03) 5023 4610 Fx: (03) 5023 6104	Friday 8.30am – 12.30pm 1.30pm – 4.30pm Also Thursday November – April

Office	Address	Phone/Fax	Opening Times
<b>MURRAY/INLAND REGION cont...</b>			
<b>Moama</b>	2 Meninya Street Moama 2731	Ph: (03) 5482 1300 Fx: (03) 5482 6303	Monday & Friday 8.30am – 12.30pm 1.30pm – 4.30pm Also Thursday November – April
<b>Mulwala</b>	An information centre is provided at: Mulwala Water Ski Club Melbourne Street Mulwala 2647	Ph: (03) 5744 1888	9.00am – 1.00pm Every Saturday November – January 9.00am – 1.00pm Every second Saturday February – April
<b>Wagga Wagga</b>	An information centre is provided at: Bolton Park Swimming Complex Morgan Street Wagga Wagga 2650	Ph/Fx: (02) 6921 6184	Friday 8.30am – 12.30pm 1.30pm – 4.30pm
<b>MARITIME PROPERTY AND ASSETS DIVISION</b>			
<b>Sydney</b>	Level 11 Veritas House Maritime Trade Towers 207 Kent Street Sydney 2000 PO Box 11 Millers Point 2000	Ph: (02) 9364 2111 Fx: (02) 9364 2444	Monday – Friday 9.00am – 5.00pm
<b>Port of Eden</b>	Main Jetty Snug Cove Eden 2551	Ph: (02) 6496 1719 Fx: (02) 6496 3024 Sydney telephone enquiries: (02) 9364 2003	Monday – Friday 8.30am – 4.00pm
<b>Port of Yamba</b>	Pilot Street Yamba 2464	Ph: (02) 6646 2002 Fx: (02) 6646 1596 Sydney telephone enquiries (02) 9364 2003	Monday – Friday 8.30am – 4.00pm

# General Telephone Numbers

## Phone Payments (24 hours)

- ~ Licences
- ~ Registrations – Recreational and Commercial
- ~ Moorings
- ~ Vessel Survey
- ~ Boating Weather forecasts

NSW Phone – 13 12 36

Areas not covered by NSW telephone exchange –  
(02) 9563 8556

## Info Line

8.30am – 4.30pm, 7 days a week

- ~ Licence applications
- ~ Registration transfers
- ~ Change of address
- ~ Environmental complaints
- ~ Incident reports
- ~ Boatcode

NSW Phone – 13 12 56

Areas not covered by NSW telephone exchange –  
(02) 9563 8555



# Index

Account Payment Performance	92	Our Organisation and People	38
Annual Report Availability and Costs	98	Overseas Visits	83
Appendices	70	Performance Reviews	37
Asset Acquisition	88	Personnel Policies and Procedures	40
Assets	4	Privacy Management Plan	85
Changes to Legislation	71	Program 1 – Marine Safety and Environment	14
Chief Executive Performance Statement	86	Program 2 – Maritime Property and Asset Management	27
Chief Executive’s Overview	6	Property Disposal	88
Code of Conduct	10	Publications	78
Consultants	80	Research and Development	91
Consumer Response	22	Response to Matters Raised by the Auditor-General	36
Contracting and Market Testing Policy	91	Review of Operations	14
Corporate Governance	10	Risk Management	36
Corporate Directions – The Year Ahead	41	Senior Executive Service	85
Credit Card Certification	10	Significant Committees	80
Debt Management Performance	93	Significant Judicial Decisions	76
Disability Action Plan	40	Staff Numbers	85
Energy Management	90	Stakeholders	4
Equal Employment Opportunity	39, 88	Subordinate Legislation Act	72
Ethnic Affairs Priority Statement	87	Summary of Financial Results	8
Factors Affecting Performance	36	Ten Year Customer Trends	100
Financial Statements	43	Vision, Mission and Business Programs	4
Five Year Performance Statistics	99	Waste Reduction and Purchasing Policy	90
Fraud and Corruption Prevention	10	Waterways Asset Development and Management Program	22, 93
Freedom of Information	72	Waterways Authority Offices	103
Glossary	97	Women’s Action Plan	39
Grants to Non-Government Community Organisations	84		
Guarantee of Service	85		
Heritage Assets	90		
Incident and Fatality Summary	78		
Investment Performance	92		
Key Activities	5		
Key Performance Indicators	9		
Legal Information	76		
Legislation	10		
Letter to the Minister	3		
Major Aquatic Events	21, 96		
Management and Structure	12		
Occupational Health and Safety	39		

## Acknowledgements

### Annual Report Project Team

John Hickey (project director), Michael Freeland (project manager), Sandy Allan, Danielle Bignell, Jack Hannan, Irene Lomis, Sue Ohanian, Neil Patchett, Catherine Russell, Brian Stanwell, Robyn Thompson and Emma Young

### Design and Production

I See Communications Pty Ltd

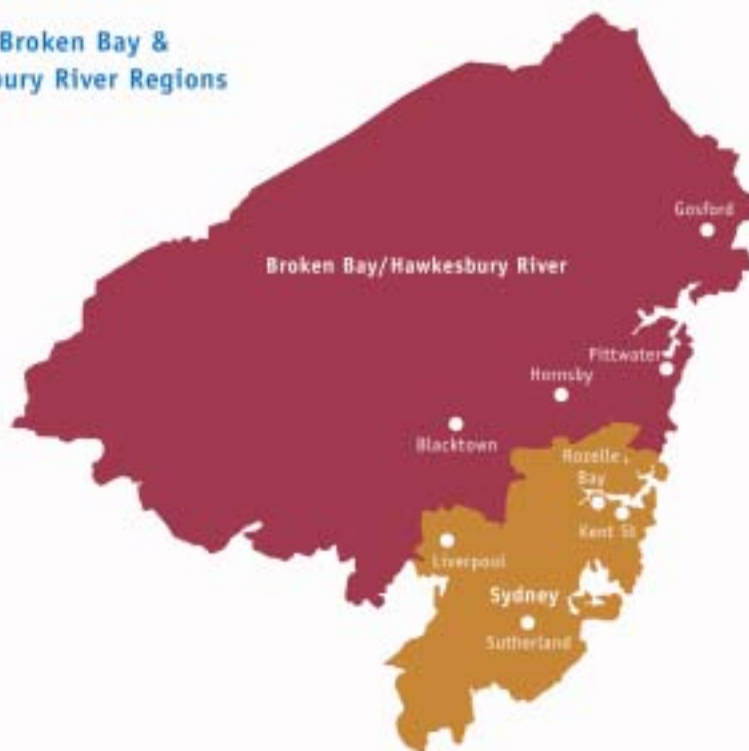
### Photography

First Light Photography


# Waterways Authority Offices



## Sydney, Broken Bay & Hawkesbury River Regions







Waterways Authority  
James Craig Road  
Rozelle Bay NSW 2039  
PO Box R228  
Royal Exchange 1223  
Tel - (02) 9563 8511

24 hour phone payments  
within NSW 13 12 36

Boating information  
within NSW 13 12 56

**Waterways**

[www.waterways.nsw.gov.au](http://www.waterways.nsw.gov.au)

